














OSU CORVALLIS PARKING MAP

MAP LEGEND

-  Commuter Zones
-  Residence Hall Zones
-  Hourly Lots
-  Restricted Vehicle Access*
-  Pay Station
-  4 Hour Limit Pay Station
-  ADA Parking†
-  Carpool Space
-  EV Charging Stations
-  Motorcycle Parking
-  Parking Zone ID
-  Visitor Parking
-  Under Construction


*No private vehicle access

†Vehicles in ADA spaces must display a DMV-issued ADA placard and any OSU permit.




PARKING RATES

Scan below to view parking rates.



- Daily permits may be purchased online, at any pay station  or in the Western Building.
- Three-hour ADA visitor permits are available at no cost in the Western Building.

PARKING STRUCTURE KEY

LEVELS 4 & 5	R PERMIT		
LEVEL 3	1 HOUR	B2 PERMIT	
LEVEL 2	B2 PERMIT		 
LEVEL 1	B2 PERMIT		